

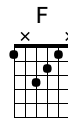
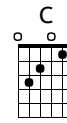
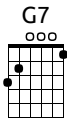
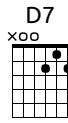
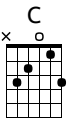
Washington Blues

Elizabeth 'Libba' Cotten

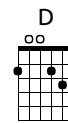
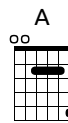
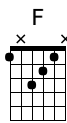
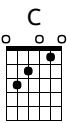
arr. A. Payen

Standard tuning

♩ = 120

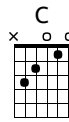
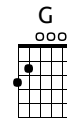
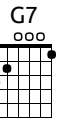
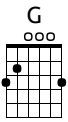


1. 2/4

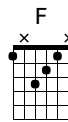
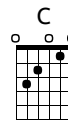
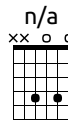
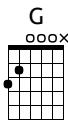


1.

2.



1.



Washington Blues

2.

Chord diagrams: C (x02321), D7 (xx0232), G (230332), G7 (230331).

Tablature (measures 29-35):

29	30	31	32	33	34	35
0 3	1 0	2 2	2 1 2	1 0 0	3 0	1 0
1 3	3 2	3 2	2 0 2	0 0 0	3 0	2 0

Chord diagrams: n/a (xx0232), C (x02321), F (213233), E (022100).

Tablature (measures 36-42):

36	37	38	39	40	41	42
4 5	4 5	4 5	0 1	2 1 2	3 4	0 1
4 5	4 5	4 5	3 0	2 3 2	4 4	0 2 1

Chord diagrams: F (213233), C (x02321), D7 (xx0232), G (230332).

Tablature (measures 43-49):

43	44	45	46	47	48	49
0 2	1 3	3 1 3	4 0 1	0 1	2 1 0	0 3
0 1	1 3	3 4	0 1	3 2	2 0 0	3 2

Chord diagram: C (x02321).

Tablature (measures 50-53):

50	51	52	53
1 0	0 0	1 0	(1)
3 2	0 0	2 0	(0)
3 0	0 0	3 0	(2)
			(3)